



SR-12B210MPERC-B



Front side appearance



Rear side appearance

Format: 210mm*210mm±0.25mm

Thickness (Cell): 180±18 μm

Front (-): 12*0.08±0.04mm main busbar (silver) 168±15 asit busbar, Blue anti-reflecting coating (silicon nitride)

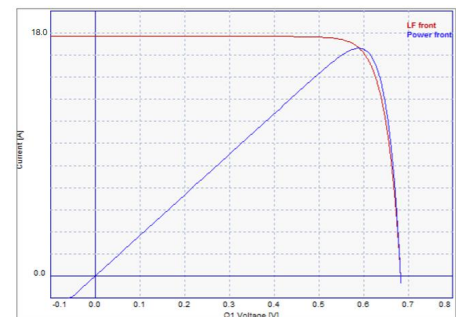
Back (+): width of back electrode(silver) 2.2±0.4mm, finger grids(aluminum), dotted laser design

Temperature coefficients

TkVoltage	-0.36 %/K
TkCurrent	+0.07%/K
TkPower	-0.38%/K

Rsh≥35Ω, Irev2≤0.8A

IV-Curve



Electrical Performance Parameters

Eff(%)	Pmpp(W)	Ump(V)	Imp(A)	Uoc(V)	Isc(A)	FF(%)
23.0	10.14	0.579	17.517	0.679	18.325	81.51
22.9	10.10	0.578	17.471	0.678	18.297	81.40
22.8	10.05	0.578	17.394	0.678	18.240	81.30
22.7	10.01	0.577	17.348	0.677	18.211	81.19
22.6	9.97	0.576	17.302	0.675	18.187	81.18
22.5	9.92	0.574	17.285	0.673	18.160	81.18
22.4	9.88	0.573	17.238	0.672	18.108	81.17
22.3	9.83	0.573	17.161	0.669	18.108	81.17
22.2	9.79	0.572	17.114	0.668	18.057	81.16
22.1	9.75	0.572	17.037	0.668	17.980	81.14
22.0	9.70	0.572	16.960	0.667	17.945	81.05
21.9	9.66	0.571	16.912	0.667	17.888	80.94

STC (Standard Testing Conditions): 1000W/m², AM1.5, 25 C

Back Electrical Performance Parameters

Eff(%)	Pmpp(W)	Ump(V)	Imp(A)	Uoc(V)	Isc(A)
>16.00	7.06	0.582	12.123	0.677	13.361
15.50-16.00	6.95	0.579	11.995	0.675	13.352
15.00-15.50	6.72	0.572	11.756	0.673	13.244
<15.00	6.53	0.565	11.551	0.672	13.124

STC (Standard Testing Conditions): 1000W/m², AM1.5, 25 C

Light Intensity Dependence

Intensity (W/m ²)	Uoc	Isc
1000	1.000	1.000
900	0.996	0.903
800	0.991	0.803
600	0.988	0.602
400	0.962	0.403

Take the Voc (Isc) at 1000W/m² as the standard, test the range of Voc (Isc) decrease with light intensity.