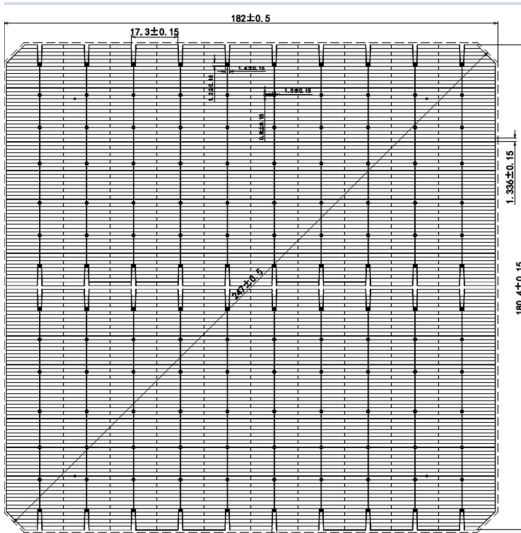



# SR-10B182MPERC-B



Front side appearance



Rear side appearance

**Dimension:** 182mm×182mm±0.5mm, Diagonal 247mm±0.5mm

**Thickness (Cell):** 180±18 μm

**Front (-):** 10\*0.06mm±-0.03mm main busbar (silver) 136±-10mm asit busbar, Blue anti-reflecting coating (silicon nitride)

**Back (+):** width of back electrode(silver) 1.4±0.3mm, finger grids(aluminum), dotted laser design

## Temperature coefficients

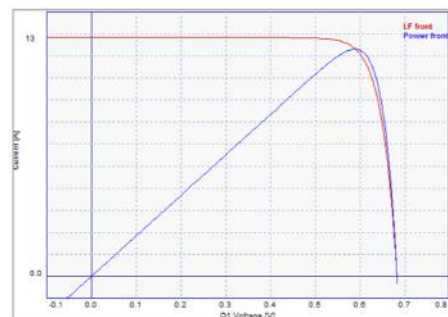
TkVoltage -0.36 %/K

TkCurrent +0.07%/K

TkPower -0.38%/K

Rsh≥35Ω, Irev2<0.8A

## IV-Curve



## Electrical Performance Parameters

Eff(%)	Pmpp(W)	Ump(V)	Imp(A)	Uoc(V)	Isc(A)	FF(%)
22.8	7.53	0.577	13.046	0.677	13.695	81.19
22.7	7.49	0.577	12.989	0.677	13.635	81.19
22.6	7.46	0.576	12.954	0.675	13.617	81.18
22.5	7.43	0.574	12.941	0.673	13.597	81.18
22.4	7.40	0.573	12.906	0.672	13.558	81.17
22.3	7.36	0.573	12.849	0.669	13.558	81.17
22.2	7.33	0.572	12.814	0.668	13.519	81.16
22.1	7.30	0.572	12.756	0.668	13.461	81.14
22.0	7.26	0.572	12.698	0.667	13.436	81.05
21.9	7.23	0.571	12.662	0.667	13.393	80.94
21.8	7.20	0.569	12.649	0.666	13.366	80.85
21.7	7.16	0.567	12.635	0.665	13.342	80.75
21.6	7.13	0.565	12.622	0.664	13.318	80.64
21.5	7.10	0.564	12.586	0.662	13.313	80.54

STC (Standard Testing Conditions): 1000W/m<sup>2</sup>, AM1.5, 25 °C

## Back Electrical Performance Parameters

Eff(%)	Pmpp(W)	Ump(V)	Imp(A)	Uoc(V)	Isc(A)
>16.00	5.35	0.5884	9.090	0.6788	9.660
15.50-16.00	5.35	0.5782	9.250	0.6688	9.876
15.00-15.50	5.35	0.5721	9.349	0.6650	9.921
<15.00	5.35	0.5657	9.455	0.6592	9.951

STC (Standard Testing Conditions): 1000W/m<sup>2</sup>, AM1.5, 25 °C

## Light Intensity Dependence

Intensity (W/m <sup>2</sup> )	Uoc	Isc
1000	1.000	1.000
900	0.996	0.903
800	0.991	0.803
600	0.988	0.602
400	0.962	0.403

Take the Voc (Isc) at 1000W/m<sup>2</sup> as the standard, test the range of Voc (Isc) decrease with light intensity.